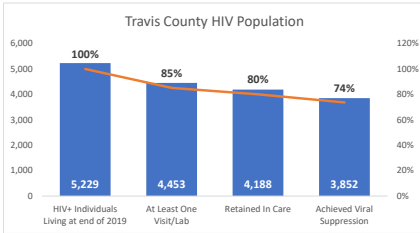
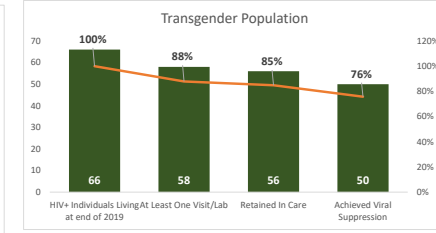
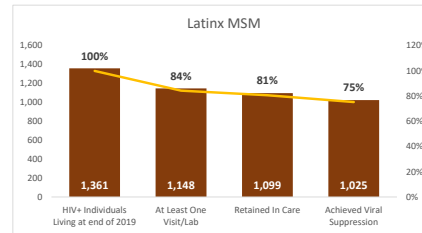
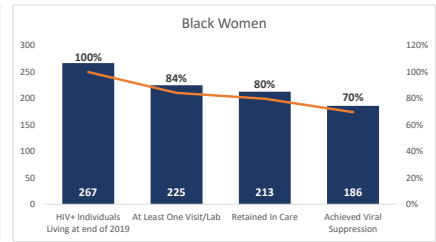
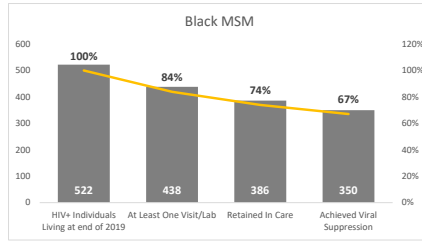


Ending the Epidemic
 Area: Travis County
 2019 Priority Populations

Care Continuum

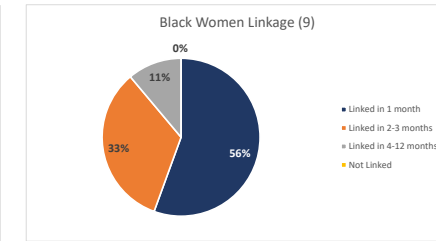
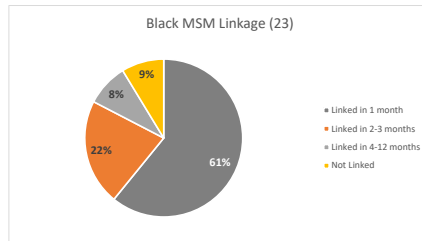
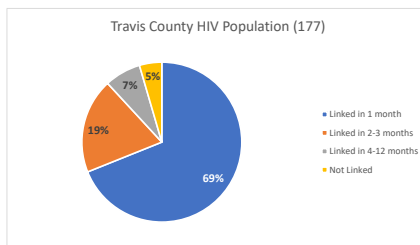


HIV+ Individuals at end of 2019 - No. of HIV+ individuals (alive) at the end of 2019.
 At Least One Visit in 2019 - No. of PLWH with a met need (at least one: medical visit, ART prescription, VL test, or CD4 test) in 2019.
 Retained in Care is number of PLWH with at least 2 visits or labs, at least 3 months apart or suppressed at end of 2019.
 Achieved Viral Suppression at end of 2019 - No. of PLWH whose last viral load test value of 2019 was <= 200 copies/mL.



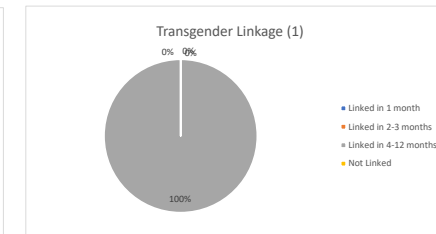
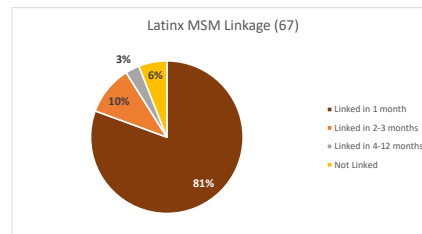
Black MSM and women have a more difficult time staying in care and viral suppression
 Those Latinx and Transgender population who are in the system of care are doing very well when compared to the Travis County Population.

Linkage to Care



Black MSM have more difficulty getting link to care than other priority populations

All black women do get linked to care and take more time than other priority populations



LatinX exceed the in linkage especially within one month. But a small group never gets into care

Transgender population had one person diagnosed with HIV. Overall those people who identify as transgender do very well in care. Creating safe spaces and identifying hidden populations should be a focus.

Sources: Enhanced HIV AIDS Reporting System as of December 20th, 2020, Medicaid, ELR, Ryan White Services data (ARIES), ADAP, and private payers Prepared by Program Planning and Evaluation Group, HIV/STD Branch at the Texas Department of State Health Services, December, 2020